

Moulding & Millwork Profile Guide



DENVER

About OrePac Building Products



OUR HISTORY

OrePac is a family-owned and operated business, founded by the Hart family in 1977. Through strong leadership and a commitment to success, the company has grown into one of the premier distributors in the building industry.

Trust, integrity, and a dedication to excellence are the values most important to OrePac. That commitment can be found in the services we offer, the quality of the products we provide, and the way we treat our employees and customers. This dedication to our markets has enabled us to make a positive impact on the shelter industry and the communities we serve.

OREPAC DENVER

In 2000, OrePac Building Products established a branch in Denver, Colorado. This location has 14 private trucks and 136,744 square feet of warehouse space.



★ **CORPORATE**
Wilsonville, OR

● **DISTRIBUTION CENTERS**



DISTRIBUTION CENTERS

Boise, ID
Bozeman, MT
Denver, CO
Ontario, CA
Phoenix, AZ
Sacramento, CA
Salt Lake City, UT
Spokane, WA
Tacoma, WA
Wilsonville, OR

Table of Contents



618 (see page 11)



433 Bullnose E1E (see page 10)



356 Colonial (see page 15)

05 MOULDING 101

- 05 Handling of Millwork
- 06 Common Moulding Applications
- 08 Species Types

10 PROFILES

- 10 Base
- 14 Casing
- 17 Crown
- 18 Jamb, Stop, Astragal
- 23 Boards
- 25 Frames and Brickmoulds
- 28 Miscellaneous



Unfinished Woodwork is Vulnerable!

- Apply finish as soon as possible following the manufacturer's finishing instructions.
- Never expose unpainted millwork to direct sunlight!
- Always protect unfinished millwork from moist conditions. Never store on the ground, on concrete, or where rain can blow in.
- All mouldings should be stored horizontally off the floor and in a dry location.

It's critical to protect millwork from direct sunlight prior to finishing to avoid rapid drying and bleaching. Even a few hours exposure to direct sunlight causes drying and bleaching. Millwork must be stored in a dry area away from excess heat. Never store on the ground, nor allow wood to come into direct contact with concrete. The natural tendency of concrete to absorb moisture can create a "wicking" of moisture out of the air or the ground and into the wood.



Mouldings Must be Acclimated

72 hours prior to installation, mouldings should be unbundled and allowed to acclimate to the environment in the room in which they will be installed, with a controlled humidity level. The humidity at the time of acclimation should be similar to the humidity expected upon occupancy of the project.



Finishing

Light sanding is required on all non-primed millwork prior to finishing. Follow manufacturer's recommended instructions for your product type.



BACK BAND

A rabbeted moulding used to surround the outside edge of casing.

BASE

Applied where floor and walls meet, forming a visual foundation. Protects walls from kicks, bumps, furniture, etc. Base shoe and base cap are used to conceal uneven floor and wall junctions.

BASE CAPS

A decorative member installed flush against wall at the top of an S4S baseboard. Can be used as panel moulding.

BASE SHOES

Applied where base moulding meets floor. Protects base from damage. Conceals uneven lines or cracks.

BEDS

Used where walls and ceiling meet. Installed either as flat or projected from surface.

BRICKMOULD

Used as an exterior door and window casing. A thick moulding providing a surface for brick or other siding to butt against.

CASING

Used to trim inside and outside of door and window openings.

CHAIR RAIL

Interior moulding applied about one third up from the floor, paralleling base moulding and encircling the room.

CORNER GUARDS

Outside (OS) corner guard is used to protect corners or to cover ragged edges where wall covering and painted surfaces meet at outside corner.

COVES

Concave profile. Used at corners, particularly as a ceiling cornice.

CROWNS

Used where wall and ceiling meet. Used to cover large angles; always installed projected from surface.

DRIP CAPS

Applied over exterior window and door frames. Keeps water from seeping under the siding. Also directs water away from window glass.

HAND RAIL

Used as a hand support in a stairwell.

HALF ROUNDS

Can be used as a screen moulding, bead shelf edge or panel moulding.

LATTICE

Originally used in trellis work. This small, plain S4S moulding is among the most versatile of profiles.

PANEL MOULD

Used to form panels on walls, ceilings or built up cornice applications.

QUARTER ROUNDS

May be used as a base shoe, inside corner moulding, or to cover any 90 degree recessed junction.

ROUNDS

Most often used as a closet pole.

SHELF EDGE / SCREEN MOULD

Used to hold glass in place. Also called glass stop, cove and bead, putty bead, glazing bead and staff bead.

STOP

Nailed to the face of the door frame to prevent the door from swinging through.

WAINSCOT CAP

Trims out the upper edge or top of a wainscot. Covers plywood's rough sawn edge in installations where it's exposed to view.

CROWN

Used where wall and ceiling meet.
Used to cover large angles; always installed projected from surface.

PANEL MOULD

Used to form panels on walls, ceilings or built up cornice applications.

CASING

Used to trim inside and outside of door and window openings.

STOP

Nailed to the face of the door frame to prevent the door from swinging through.

CHAIR RAIL

Interior moulding applied about one third up from the floor, paralleling base moulding and encircling the room.

WAINSCOT CAP

Trims out the upper edge or top of a wainscot. Covers plywood's rough sawn edge in installations where it's exposed to view.

BASE SHOE

Applied where base moulding meets floor. Protects base from damage. Conceals uneven lines or cracks.

BASE

Applied where floor and walls meet, forming a visual foundation. Protects walls from kicks, bumps, furniture, etc. Base shoe and base cap are used to conceal uneven floor and wall junctions.

SPECIES TYPES



HEMLOCK

Hemlock is light brown with red tinges. It features uneven, commonly twisted grain and has a medium-coarse texture. A good selection if you plan on staining your jamb and frame components.

H



KNOTTY ALDER

As one would expect, this wood can have many large knots and splits. This is the perfect choice for rustic style projects.

KA



SOLID PINE

Clear Pine is a knot-free wood with a signature rustic look. It is very sturdy and durable.

SP



FIR

Douglas Fir is offered in vertical and mixed grain. Its pink color reddens over time.


F



FINGERJOINT RAW PINE

Fingerjoint Raw Pine is a paint grade product for those who plan on painting their millwork and prefer to work with real wood.

FJ



MDF

Medium-Density Fiberboard (MDF) is a reconstituted wood panel product. It is dry-processed fiberboard manufactured from wood fibers. Known for its consistency, ease of handling and superior paint adhesion.

M



KNOTTY PINE

Knotty Pine is a stain grade wood with a signature rustic look. It is very sturdy and durable.

KP



COMPOSITE

Composite is an innovative alternative to the traditional wood systems. This is a poly-fiber system that is a step above the normal wood material. Offers improved strength, screw holding strength, and features enhanced properties that make it moisture, rot, and insect resistant.

CP



FINGERJOINT PRIMED PINE

Primed Fingerjoint Pine is great for those who plan on painting their millwork but still prefer to work with real wood as opposed to MDF.

FJP



OAK

Oak is very hard, heavy and strong. Despite its density, it is very easy to work with.

O

VENEER OPTIONS

HV

HEMLOCK VENEER

A 1/16" layer of Hemlock bonded to particle board.

PV

PINE VENEER


A 1/16" layer of Pine bonded to particle board.

OV


OAK VENEER

A 1/16" layer of Oak bonded to particle board.






433 - BULLNOSE E1E
1/2" x 3-1/4" SP FJP M
603 - BULLNOSE E1E
1/2" x 5" M
430 - BULLNOSE E1E
1/2" x 5-1/4" M
9/16" x 4-1/2" KA
613 - BULLNOSE E1E
1/2" x 4" M



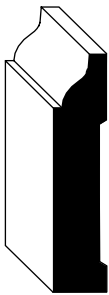
435 - BULLNOSE E1E
1/2" x 5-1/4" SP
9/16" x 5-1/4" KP KA




496A - BULLNOSE E1E
1/2" x 5-7/16" FJP




412 - VICTORIAN
9/16" x 4-1/2" KA




634 - ANDERSEN
 1/2" x 2-1/2" | SP M



623 - ANDERSEN
 1/2" x 3-1/4" | M
 9/16" x 3-1/4" | SP FJP



618 - ANDERSEN
 1/2" x 5-1/4" | M
 9/16" x 5-1/4" | SP FJP



620 - ANDERSEN
 1/2" x 4-1/4" | M
 9/16" x 4-1/4" | KA

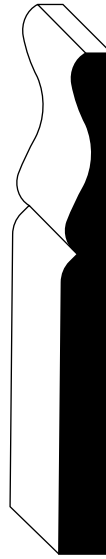
KEY: SP Solid Pine FJP Fingerjoint Primed Pine KP Knotty Pine KA Knotty Alder M MDF

BASE



811 - COLORADO


5/8" x 4-1/2" | SP FJP M



952 - MESA

1/2" x 4-1/2" | FJP

9/16" x 4-1/2" | SP KA




641 - VINTAGE

9/16" x 5-1/4" | FJP




90

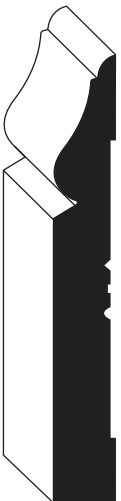
9/16" x 4-1/2" | KA



726 - STREAMLINE
 1/2" x 2-1/4" | SP FJP



713 - STREAMLINE
 9/16" x 3-1/4" | SP FJP




745 - TABOR
 11/16" x 4-11/16" | KA



775 - TABOR
 11/16" x 7" | KA

KEY: SP Solid Pine FJP Fingerjoint Primed Pine KA Knotty Alder M MDF



433 - BULLNOSE E2E

11/16" x 3-1/4"



9/16" x 3-1/4"



9/16" x 3-1/4"




413 - BULLNOSE E2E

5/8" x 3-1/4"



11/16" x 3-1/4"



473 - BULLNOSE E2E

9/16" x 2-1/4"



494 - BULLNOSE E2E

1/2" x 3-1/4"



545 - E2E HEADER

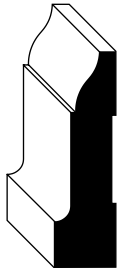
1-1/16" x 5"



546 - E2E HEADER

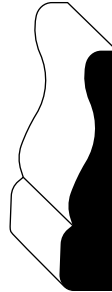
1" x 5-1/2"





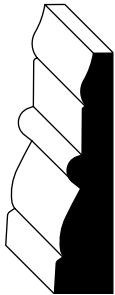
346 - ANDERSEN

5/8" x 2-1/4"	SP	FJP
11/16" x 2-1/4"	KA	
9/16" x 2-1/4"	M	



352 - MESA

5/8" x 2-1/2"	SP	FJP
11/16" x 2-1/2"	KA	




311 - COLORADO

5/8" x 2-1/2"	FJP	M
---------------	-----	---



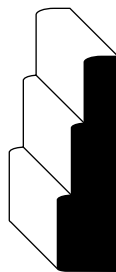
356 - COLONIAL

5/8" x 2-1/4"	KA	M
11/16" x 2-1/4"	SP	FJP



444W - COLONIAL

9/16" x 3-1/2"	FJP
5/8" x 3-1/2"	SP



387 - STEP

5/8" x 2-1/4"	SP
---------------	----

KEY: SP Solid Pine FJP Fingerjoint Primed Pine KP Knotty Pine KA Knotty Alder M MDF

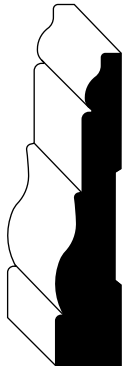
CASING



327 - STREAMLINE
 1 1/16" x 2-1/4" | SP FJP



312 - VICTORIAN
 1 1/16" x 3" | KA



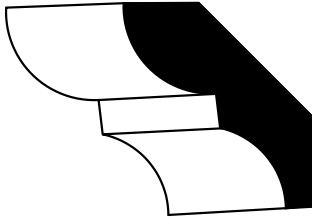
39
 1 1/16" x 3-1/4" | KA



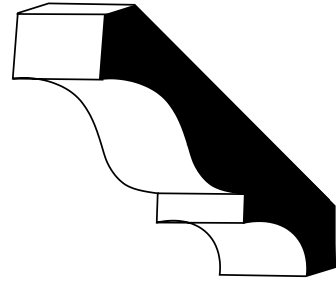
60
 3/4" x 3" | KA



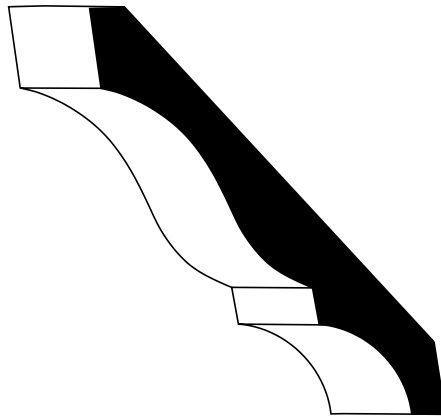
715 - TABOR
 13/16" x 3" | KA



74 - BED CROWN
 9/16" x 1-3/4" | **SP**

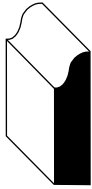


52 - CROWN
 9/16" x 2-3/4" | **SP**



49 - CROWN
 9/16" x 3-5/8" | **SP** **FJP**

KEY: **SP** Solid Pine **FJP** Fingerjoint Primed Pine **KA** Knotty Alder **M** MDF



916 - OG STOP

3/8" x 1-3/8"	(H) (SP)
3/8" x 1-1/4"	(KA)

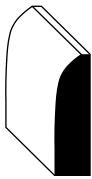
916 - OG STOP

3/8" x 1-3/8"	(FJP)
---------------	-------



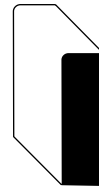
886 - BULLNOSE STOP

3/8" x 1-3/8"	(SP)
---------------	------




857 - STREAMLINE STOP

3/8" x 1-3/8"	(SP)
---------------	------



876 - BULLNOSE STOP

7/16" x 1-3/8"	(FJP)
----------------	-------



887 - BULLNOSE STOP


3/8" x 1-1/4"	(KA) (M)
---------------	----------




866 - BULLNOSE

7/16" x 1-5/16"	(H)
-----------------	-----


KEY: (H) Hemlock Veneer (SP) Pine Veneer




FLAT JAMB
 1 1/16" x 4-9/16" | HV PV FJP
 KA
 1 1/16" x 4-5/8" | SP



FLAT JAMB
 1 1/16" x 4-7/8" | HV SP FJP
 KA



FLAT JAMB
 1 1/16" x 6-9/16" | HV SP FJP
 KA

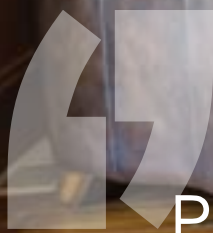


FLAT JAMB
 1 1/16" x 6-7/8" | SP KA



FLAT JAMB
 1 1/16" x 7-1/4" | KA

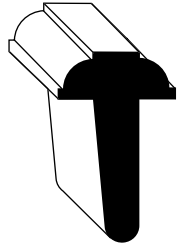
KEY: H Hemlock | SP Solid Pine | FJ Fingerjoint Raw Pine | FJP Fingerjoint Primed Pine | O Oak | KA Knotty Alder | M MDF



Premium products
to complete your home



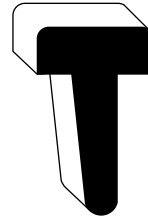




1305 T ASTRAGAL

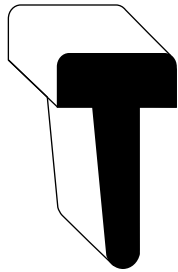
1-1/4" x 2" | H SP FJP

1-3/8" x 2" | H



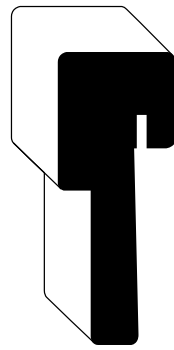
1315 T ASTRAGAL

1-1/4" x 2" | SP KA



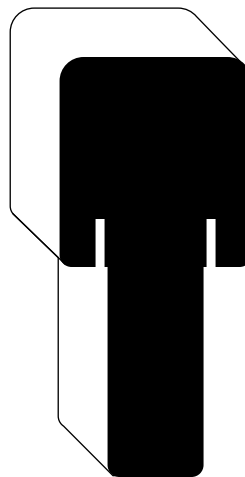
1315 T ASTRAGAL

1-1/4" x 2-1/4" | KA



KERF ASTRAGAL

1-5/16" x 3-1/4" | KA




MULL POST

2" x 4-3/8" | KA


2" x 3-9/16" | H CP

2-1/2" x 3-9/16" | H


BOARDS



1 X 2 E2E 11/16" x 1-3/4" (M)	1 X 3 E2E 11/16" x 2-3/4" (M)	1 X 4 E2E 11/16" x 3-1/2" (M)
1 X 6 E2E 11/16" x 5-1/2" (M)	1 X 8 E2E 11/16" x 7-1/4" (M)	1 X 10 E2E 11/16" x 9-1/4" (M)
1 X 12 E2E 11/16" x 11-1/4" (M)		



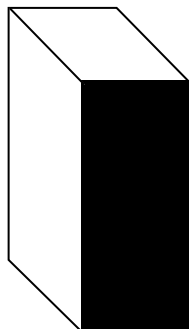
1 X 2 S4S 21/32" x 1-3/4" (FJP)	1 X 3 S4S 21/32" x 2-3/4" (FJP)	1 X 4 S4S 21/32" x 3-1/2" (FJP)
1 X 6 S4S 21/32" x 5-1/2" (FJP)	1 X 8 S4S 21/32" x 7-1/4" (FJP)	1 X 10 S4S 21/32" x 9-1/4" (FJP)



1 X 2 S4S 3/4" x 1-1/2" (O)	1 X 3 S4S 3/4" x 2-1/2" (O)
1 X 6 S4S 3/4" x 5-1/2" (O)	1 X 4 S4S 3/4" x 3-1/2" (O)
1 X 12 S4S 3/4" x 11-1/4" (O)	1 X 8 S4S 3/4" x 7-1/4" (O)

KEY: (H) Hemlock (SP) Solid Pine (FJP) Fingerjoint Primed Pine (O) Oak (KA) Knotty Alder (F) Fir (M) MDF (CP) Composite

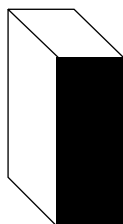
BOARDS



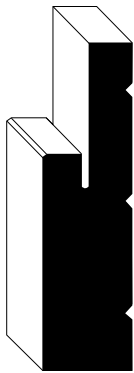
<p>1 X 2 S4S</p> <hr/> <p>3/4" x 1-3/4" KA</p>	<p>1 X 3 S4S</p> <hr/> <p>3/4" x 2-3/4" KA</p>	<p>1 X 4 S4S</p> <hr/> <p>3/4" x 3-1/2" KA</p>
<p>1 X 6 S4S</p> <hr/> <p>3/4" x 5-1/2" KA</p>	<p>1 X 8 S4S</p> <hr/> <p>3/4" x 7-1/4" KA</p>	<p>1 X 10 S4S</p> <hr/> <p>3/4" x 9-1/4" KA</p>
<p>1 X 12 S4S</p> <hr/> <p>3/4" x 11-1/4" KA</p>		



<p>246 S4S</p> <hr/> <p>11/16" x 2-3/4" FJ</p>
<p>246 S4S</p> <hr/> <p>3/4" x 2-3/4" SP</p>



<p>248 S4S</p> <hr/> <p>11/16" x 1-3/4" SP FJ</p>
--



<p>4-9/16 - EXT FRAME</p> <hr/> <p>1-1/4" x 4-9/16"</p> <p>H FJP KA CP</p>	<p>5-1/4 - EXT FRAME</p> <hr/> <p>1-1/4" x 5-1/4"</p> <p>H</p>	<p>6-9/16 - EXT FRAME</p> <hr/> <p>1-1/4" x 6-9/16"</p> <p>H</p>
---	--	--


KEY:	H Hemlock	SP Solid Pine	FJ Fingerjoint Raw Pine	FJP Fingerjoint Primed Pine	KA Knotty Alder	CP Composite
-------------	------------------	----------------------	--------------------------------	------------------------------------	------------------------	---------------------





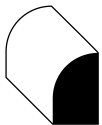
The finishing touches
to transform any room

MISCELLANEOUS



1021 - WINDOW STOOL

11/16" x 7-1/4" | (M)



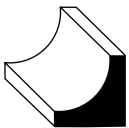
126 - BASE SHOE

1/2" x 3/4" | (SP) (FJP)



163 - BASE CAP

11/16" x 1-3/8" | (FJP)



93 - COVE

3/4" x 3/4" | (SP)

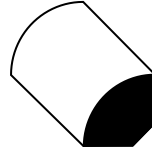


85 - SPRUNG COVE

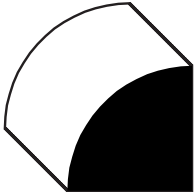
9/16" x 1-3/4" | (SP)




110 - QUARTER ROUND
 1/4" x 1/4" | SP




108 - QUARTER ROUND
 1/2" x 1/2" | SP




105 - QUARTER ROUND
 3/4" x 3/4" | SP FJP



206 - OUTSIDE CORNER
 3/4" x 3/4" | SP

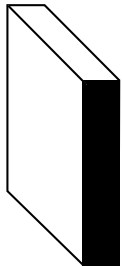



205 - OUTSIDE CORNER
 1-1/8" x 1-1/8" | SP





204 - OUTSIDE CORNER
 1-5/16" x 1-5/16" | SP

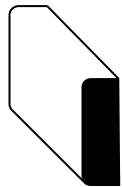
KEY: H Hemlock | SP Solid Pine | FJP Fingerjoint Primed Pine | KA Knotty Alder | M MDF




268 - LATTICE
 1/4" x 1-1/8" | 




267 - LATTICE
 9/32" x 1-3/8" | 



142 - SCREEN MOULD
 1/4" x 3/4" | 



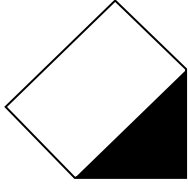
265 - LATTICE
 1/4" x 1-3/4" | 



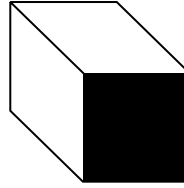
292 - WAINSCOT CAP
 9/16" x 1-1/8" | 




960 - PANEL STRIP
 3/8" x 2-1/4" | 



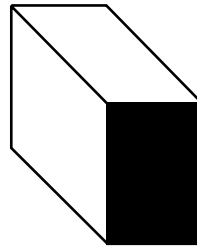
995 - CHAMFER
 3/4" x 3/4" | **SP**




239 S4S
 3/4" x 3/4" | **SP**




PB1 PARTING STRIP
 1/2" x 1-3/8" | **KA**




254 - PARTING STRIP
 1/2" x 3/4" | **SP**



231 - HAND RAIL
 1-7/16" x 1-5/8" | **H**



1867 - HAND RAIL
 1-9/16" x 2" | **H**



3226 - FULL ROUND
 1-5/16" | **H**

KEY: **H** Hemlock | **SP** Solid Pine | **KA** Knotty Alder

Builders
® CHOICE

